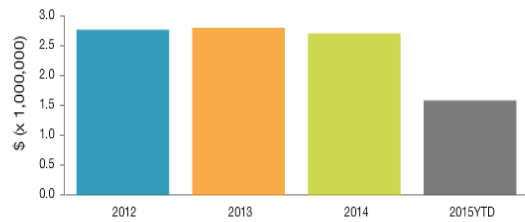


Fiscal Year Summary (FY ends in Aug of year shown) Last updated: 06/29/2015 11:08:22 AM

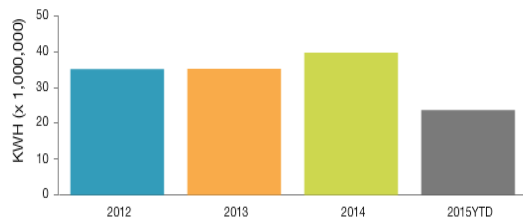
Texas A&M Commerce

Electric Natural Gas Water Gasoline

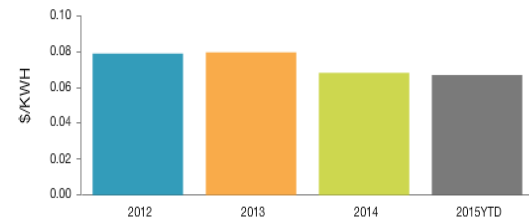
Total Cost Summary




Total Use Summary



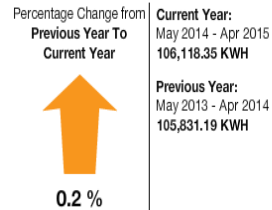
Unit Cost Summary



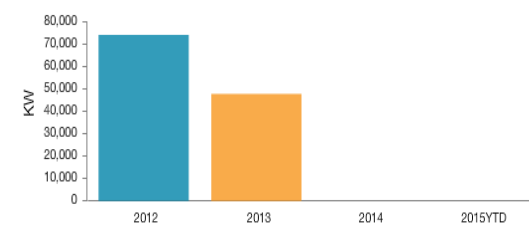
Daily Average Cost



Daily Average Usage



Total Demand Summary

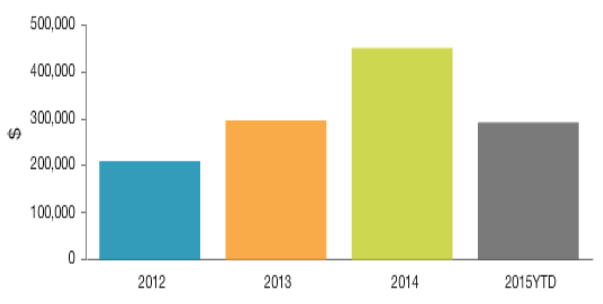


Fiscal Year Summary (FY ends in Aug of year shown) Last updated: 06/29/2015 11:08:22 AM

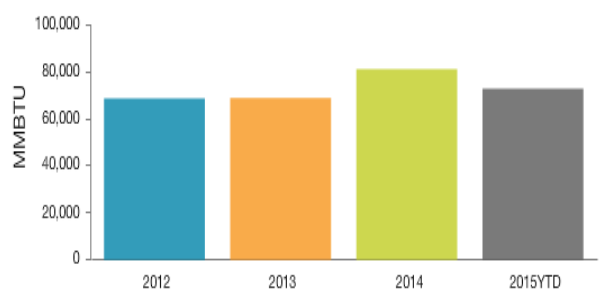
Texas A&M Commerce

Electric Natural Gas Water Gasoline

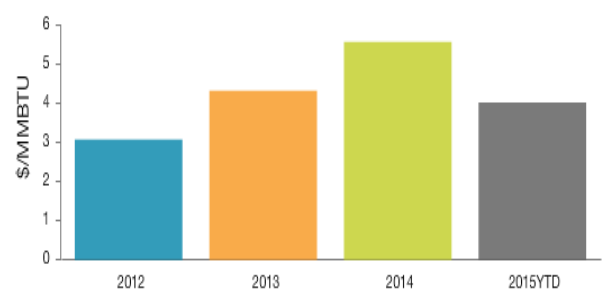
Total Cost Summary



Total Use Summary



Unit Cost Summary



Daily Average Cost

Percentage Change from  
**Previous Year To  
Current Year**

**27.8 %**

**Current Year:**  
May 2014 - Apr 2015  
\$939.76

**Previous Year:**  
May 2013 - Apr 2014  
\$1,302.92

Daily Average Usage

Percentage Change from  
**Previous Year To  
Current Year**

**7.2 %**

**Current Year:**  
May 2014 - Apr 2015  
212.53 MMBTU

**Previous Year:**  
May 2013 - Apr 2014  
229.15 MMBTU